

**TROPICAL P  
TROPICAL P MINERAL**

**-5°C**



**THE PRODUCTS**

**TROPICAL P** in its different versions is an plastomeric membrane obtained from distilled bitumen modified with plastomeric polymers (APP).

**TROPICAL P** is reinforced with a “non woven” polyester composite fabric, stabilized with a fibreglass mat

**Mineral** versions differ only by having a surface finish of slate chips

**USES**

**TROPICAL P**

Waterproofing membrane suitable for use in applications on various roof types, whether they are insulated or not, especially those which are subject to high levels of stress such as tensile structures or metal profile decks.

**TROPICAL P MINERAL**

Waterproofing membrane and finish/top sheet for use in multi-layer applications on various roof types, whether they are insulated or not, especially those which are subject to high levels of stress such as tensile structure or metal profile decks.

**FINISHES**

**Upper surface**

**TROPICAL P** membranes are embossed with a pattern of small squares and are available with a fine grain quartz finish, to ensure that the roll unrolls correctly.

**TROPICAL P MINERAL** membranes are covered by natural grey slate chips. A 8 cm wide strip is left free mineral chips to form the overlap joint. This area, as in underside of the membrane, is protected by the application of a polyethylene torch off heat sensitive film.

**Lower surface**

**TROPICAL** membranes have a polyethylene torch off heat sensitive film which prevents the roll sticking together and to ensure that the roll unroll correctly.

This surface is again embossed with a pattern of small squares to help the polyethylene torch off film to melt quickly to allow gases to escape, and also acts as a temperature indicator to show that the compound has reached the correct fusion temperature.

**PACKAGING**

The top tape indicates the product type, and the lower tape the weight or thickness of the product. The rolls are supplied on wooden pallets and are held in position by a protective heat shrunk polythene covering. Each pallet has two control tickets which enable the laboratory to readily identify the characteristics of the product.

**TOOL REQUIREMENTS**

For the correct installation of **TROPICAL** type membranes, all that is required is a propane gas roofing torch complete with gas bottle reduction valve and least 10 m of approved type hose, a round nosed trowel or spatula, a utility knife, and a pair of gloves.

**INSTALLATION**

The surface where material is to be installed must be smooth, clean, dry and treated, if required, with primer.

**TROPICAL** membrane is unrolled and laid out on the dry primer coating, which will enhance the adhesion to the deck. It is then aligned before being rolled up again. The membrane is then slowly unrolled while the lower surface is heated using the propane gas roofing torch. Side laps must be at least 80 mm and end laps 150 mm.

TROPICAL P					
Thickness mm	Weight Kg/m <sup>2</sup>	Lenght m	Width m	Rolls x plt	m <sup>2</sup> x plt
/	3	10	1	33	330
/	4	10	1	25	250
3	/	10	1	28	280
4	/	10	1	23	230

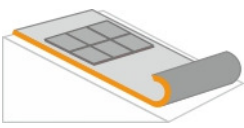

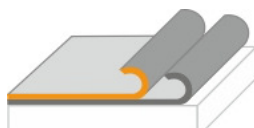
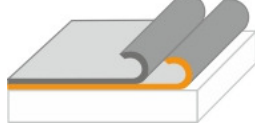
TROPICAL P MINERAL					
Thickness mm	Weight Kg/m <sup>2</sup>	Lenght m	Width m	Rolls x plt	m <sup>2</sup> x plt
/	3,5	10	1	25	250
/	4	10	1	25	250
/	4,5	10	1	23	230

**TROPICAL P  
TROPICAL P MINERAL**

**-5°C**

Characteristics	Norms	U.M.	Test results		Tolerance
			TROPICAL P	TROPICAL P MINERAL	
Norms	/	/	EN 13707 EN 13969	EN 13707 EN 13859-1	/
Compound	/	/	BPP - Plastomric bitumen	BPP - Plastomeric bitumen	/
Reinforcement type	/	/	Polyester	Polyester	/
Upper surfacing	/	/	Sand	Slate chips	/
Lower surfacing	/	/	Film PE	Film PE	/
Type of application	/	/	SS - F	SF-ST	/
Method of application	/	/	Torch	Torch	/
Visible defects	EN 1850-1	-	Pass	Pass	/
Length	EN 1848-1	m	≥ (10 -1%)	≥ 10 -1%	/
Width	EN 1848-1	m	≥ (1 -1%)	≥ (1 -1%)	/
Straightness	EN 1848-1	-	Pass	Pass	/
Mass per unit area	EN 1849-1	kg/m2	3 - 4 - 5	3,5 - 4,0 - 4,5	- 10%
Thickness	EN 1849-1	mm	4	/	- 0,2 mm
Watertightness (metodo B)	EN 1928:2000	-	Pass	Pass	/
External fire performance	EN 13501-5	-	F roof	F roof	/
Reaction to fire	EN 13501-1	-	EUROCLASS F	EUROCLASS F	/
Shear resistance of joint - heat lap - side lap	EN 12317-1	N/50 mm	350 250	350 250	- 20%
Tensile properties -maximum longitudinal tensile strength -maximum transversal tensile strength - longitudinal elongation - transversal elongation	EN 12311-1	N/50 mm N/50 mm % %	400 300 35 35	400 300 35 35	- 20% - 20% - 15 pp - 15 pp
Resistance to water penetration (metodo A)	EN 1928:2000	/	/	W1	/
Resistance to impact	EN 12691	mm	700	700	/
Resistance to static loading	EN 12730	kg	10	10	/
Resistance to tearing (nail shank) - longitudinal - transversal	EN 12310-1	N	130 130	130 130	- 30%
Dimensional stability	EN 1107-1	%	≤ 0,3	≤ 0,3	/
Flexibility at low temperature	EN 1109	°C	- 5	- 5	/
Flow resistance at elevated temperature	EN 1110	°C	110	110	/
Artificial ageing by long term exposure to elevated temperature	EN 1296 + EN 1110	°C	100	100	- 10°C
Artificial ageing by long term exposure to the combination of UV radiation, elevated temperature and water	EN 1297	-	Pass	/	/
Adhesion of granules	EN 12039	Loss %	/	< 30	/
Water vapour transmission properties	/	-	μ = 20.000	μ = 20.000	/

Rev 01-16

TYPE APPLICATION – CE MARK			
			
<b>ST – Underlayer</b> EN 13707	<b>F – Foundation</b> EN 13969	<b>SF – Top layer</b> EN 13707	<b>SS – Underlayer</b> EN 13707

TECHNONICOL ITALIA srl reserves the right to modify the technical data in this specification sheet, which is based on current production without prior warning.

All indications in this specification sheet are based upon our experience and current working practices.

**TECHNONICOL ITALIA s.r.l.**

Via Galoppat, 134 – 33087  
Pasiano di Pordenone (PN), Italia  
P.IVA 01745250934 - REA PN - 101202  
Tel.: 0434-614611, Fax: 0434-628178  
[www.technicol.it](http://www.technicol.it), [info@technicol.it](mailto:info@technicol.it)